

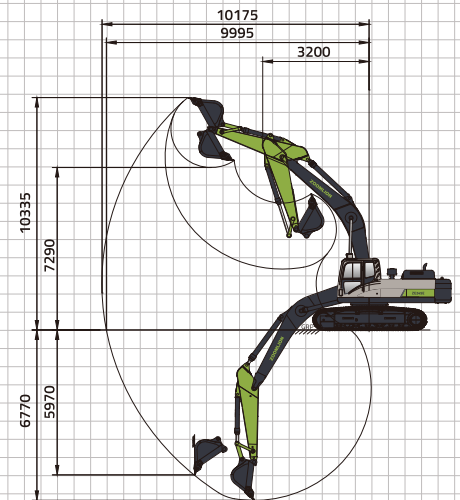
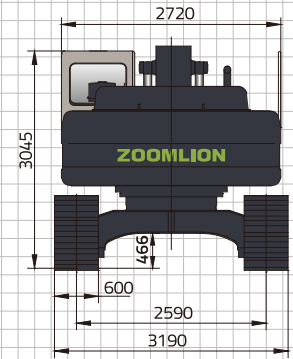
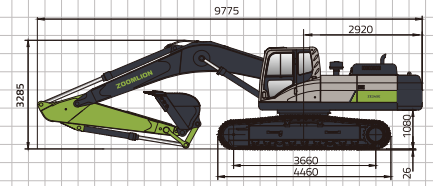
# CRAWLER EXCAVATOR ZE245E



**ZOOMLION**

# CRAWLER EXCAVATOR ZE245E

	Items	Units	ZE245E
Basic Technical Data	Operating Weight	kg	24000
	Standard Capacity	m <sup>3</sup>	1.3
	Slewing Speed	r/min	11.3
	Traveling Speed(high/low)	km/h	5.2/3.4
	Max. Drawbar Pull	kN	195
	Digging Force of Bucket	kN	170
	Digging Force of Stick	kN	125
Engine	Engine Manufacturer	-	CUMMINS
	Engine Model	-	6BT5.9
	Rated Power	kW/rpm	133/2000
	Displacement	L	5.88
	Emission Standard	-	EU Stage II
Dimensions	Length	mm	9775
	Width	mm	3190
	Height	mm	3285
	Tail Slewing Radius	mm	2945
	Track Gauge	mm	2590
	Length of Track On Ground	mm	3660
Operating Range	Max. Digging Radius	mm	10175
	Max. Digging Reach	mm	9995
	Max. Digging Depth	mm	6770
	Max. Digging Height	mm	10355
	Max. Dumping Height	mm	7290



**ZOOMLION**

**Zoomlion Heavy Industry Science & Technology Co.,Ltd.**

Add: No.361, South Yinpen Road, Changsha, Hunan Province, P.R.China 410013

Email: earthmoving@zoomlion.com

Copyright©2021 Zoomlion. All rights reserved. Reproduction and copying of any part of contents is not allowed for any purposes without Zoomlion's approval.

Note: Materials and specifications are subject to change without notice. Featured machines in photos may include additional equipment. See your Zoomlion dealer for available options.

